



**LEWISVILLE**

Deep Roots. Broad Wings. Bright Future.

**MEMORANDUM**

**TO:** Rudy Durham, Mayor  
Mayor Pro Tem Bob Troyer  
Deputy Mayor Pro Tem Neil Ferguson  
Councilperson R Brandon Jones  
Councilperson T.J. Gilmore  
Councilperson Kristin Green

**FROM:** David Erb, Director of Finance  
Clifford J. Howard, Fiscal Services Manager


**DATE:** February 11, 2019

**SUBJECT: QUARTERLY INVESTMENT REPORT  
October 1, 2019 to December 31, 2019**

The attached quarterly investment report for the period from October 1, 2019 to December 31, 2019 is provided as required by an amendment to the Public Funds Investment Act.

Each of the Investment Officers has reviewed the report, and by virtue of their signature, represent that the investments making up the report are in compliance with the investment policy of the City of Lewisville and meet the requirements of the amended Public Funds Investment Act.

  
\_\_\_\_\_  
David Erb, Director of Finance

  
\_\_\_\_\_  
Clifford J. Howard, Fiscal Services Manager

Attached is the City's quarterly investment report for the quarter ended December 31, 2019 as required by the Amended Public Funds Investment Act.

The report must:

1. Describe in detail the investment position of the entity on the date of the report.
2. Be prepared jointly by all investment officers of the entity.
3. Be signed by each investment officer of the entity.
4. Contain a summary statement of each pooled group that states the:
  - a. Beginning market value of the reporting period.
  - b. Additions and changes to the market value during the period.
  - c. Ending market value for the period.
5. State the book value and market value of each separately invested asset at the beginning and end of the reporting period by the type of asset and fund type invested.
6. State the maturity date of each separately invested asset that has a maturity date.
7. State the account, fund or pooled group fund for which each individual investment was acquired.
8. State the compliance of that investment portfolio as it relates to the investment strategy expressed in the investment policy.

As required, the attached report presents the individual investments by type including par value, book value, i.e. (cost), market values - both beginning and ending, purchase and maturity dates, and rate and yield information.

*Par value* is the value of the investment at the maturity date. In other words, investments held and kept until the maturity date will be redeemed at the par value.

*Cost* is the same as book value and represents the amount the City paid for the investment. It may be at par value, but in most instances, will be at an amount either more or less than par value. This is the result of the investment being purchased either at a premium or discount depending on current interest rate levels on the purchase date compared to the fixed rate of the particular investment.

*Market value* varies inversely with current interest rate levels. Generally, as interest rates increase, the market value of a fixed rate security declines. Conversely, as interest rates decrease, market value of a fixed rate security increases.

*Rate* represents the stated annual rate of return on the investment. The yield rate represents the effective rate of return, taking into account any premium or discount.

The City's investment strategy is safety, liquidity, and yield in that order. Consequently, investments are purchased in a manner whereby cash flow requirements are planned for, and as a result, usually eliminates the need to sell investments to provide cash prior to maturity.

# City of Lewisville, Texas

## Quarterly Investment Report

December 31, 2019

### Report Highlights

- City uses consolidated bank, investment, and safekeeping accounts. Staff continues to monitor the Earned Income Credit Rates (ECR) which are essentially interest earnings paid by our depository bank which can be applied toward bank fee offset. The city evaluates this rate versus the short-term interest rates as to which is more beneficial to the city to use as an offset to fees versus paying fees and receiving actual interest earnings.
- The 'Change in Market Value' column on the attached detail portfolio is a comparison of only the past quarter. Also, on this report is the total net change associated with the Fair Market Value as of the report date, compared to the original cost of the portfolio. Fair Market Value (FMV) of an investment represents what the city would receive if we were to sell the security as of the reporting date. Depending on whether interest rates are rising or falling, the FMV will fluctuate. If held to maturity, a security is redeemed at par. As a rule, the city holds all securities until maturity.
- For purposes of Weighted Average Maturity, Cash is considered as same day liquidity and TexPool is calculated **using the pool's average day calculation.**
- In accordance with Section 2257 of the Texas Local Government Code and the City of Lewisville's Investment Policy, the Investment Committee has approved a change in the form of Collateral from Pledge securities to a Federal Home Loan Bank Letter of Credit (LOC). All funds for the City will continue to be fully collateralized and the LOC may be subsidized by approved Securities should the need arise.
- Agency credit ratings are listed on page two of the report as a method of monitoring security types within the city's portfolio as directed by the Public Funds Investment Act.

### News in the Markets

- U.S. economy added 145,000 jobs in December; **U.S. unemployment rate remained at 3.5%**. The U.S. unemployment rate has hovered at or below 4% for more than a year and is the **lowest since 1969**. The **Texas unemployment rate** for December was also **3.5%**. Census temporary hiring could add short term bounce in 2020, possibly 400,000 jobs which could be challenging to fill less people looking for work.
- **Senate** votes to approve new trade deal with Canada and Mexico, securing key piece of Trump's agenda.
- In October 2019, the **FOMC announced a third consecutive 25 basis point cut** going back to the summer. **The Fed Funds target rate range is now 1.50-1.75%**.
- **Congressional Budget Office (CBO):** U.S. deficit to eclipse **\$1 trillion in 2020** for the first time since 2012, as fiscal imbalance continues to widen. CBO also projects the overall debt will grow from **\$18 trillion in 2020 to \$31 trillion in 2030**.
- **Britain officially leaves the European Union after 47 years**, begins an 11-month transition. Voters originally endorsed the referendum in June 2016,
- **Corona virus Impact: Recovery Delayed, Not Derailed.** Morgan Stanley brokerage position relating the significance of slowed China production due to widespread of Coronavirus and optimistic with reduced trade tensions.



Portfolio Investment Report  
 for Quarter Ending December 31, 2019

**Consolidated Investment Report**

**Cash and Investment Balances**

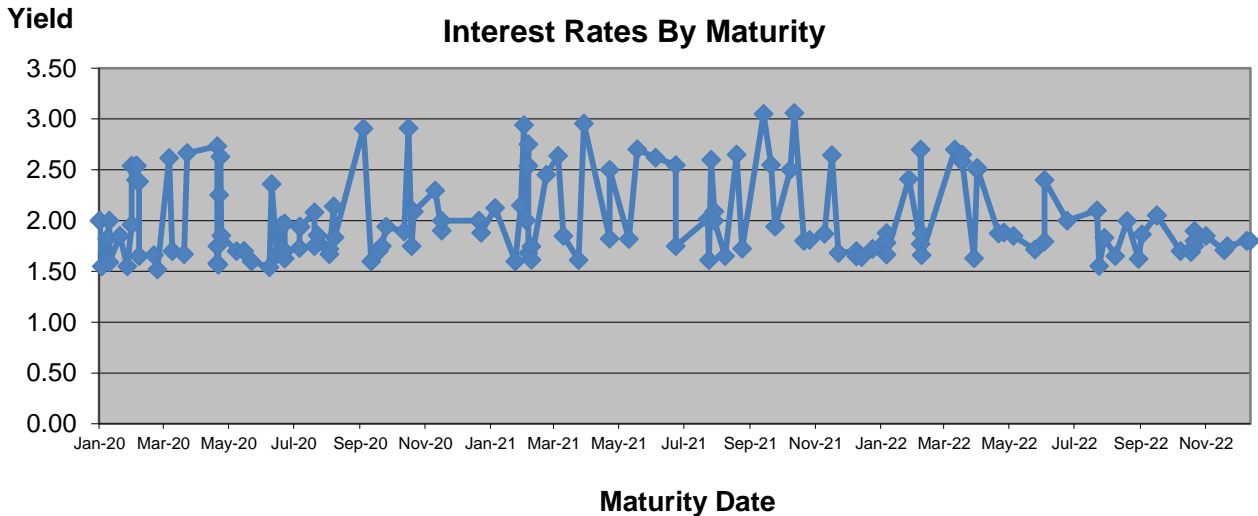
		Same Quarter Last Year
Cash Balances	\$ 11,508,807.77	\$ 13,636,753.97
TexPool Balance	\$ 72,190,513.12	\$ 85,242,521.20
Other Investment Portfolio Balance	\$ 238,970,126.37	\$ 213,056,820.76
<b>Total Cash, Texpool &amp; Investment Amount</b>	<b>\$322,669,447.26</b>	<b>\$ 311,936,095.93</b>

**Investment Yields, Maturities, and Interest**

TexPool Average Quarter Yield	1.74%	2.21%
TexPool End of Qtr Weighted Maturity	35 Days	31 Days
Bank Earned Income Credit	0.75%	1.10%
13 Week Treasury - Benchmark	1.51%	2.31%
Other Investment Average Weighted Yield	2.00%	1.88%
Average Weighted Maturity: Agency / Total	475 / 360 Days	473 / 332 Days
Other Investment Accrued Interest	\$ 1,167,843.14	\$ 993,531.48

**Outstanding Portfolio (excluding TexPool)**

Distribution by Maturity	Number	Amount	Percent	Market Value
1 to 365 days	63	\$ 97,242,675.18	40.69%	\$ 97,495,046.11
366 to 730 days	43	\$ 70,197,617.45	29.38%	\$ 70,696,133.14
Over 730 days	41	\$ 71,529,833.74	29.93%	\$ 71,608,434.97
<b>Total</b>	<b>147</b>	<b>\$ 238,970,126.37</b>	<b>100.00%</b>	<b>\$ 239,799,614.22</b>



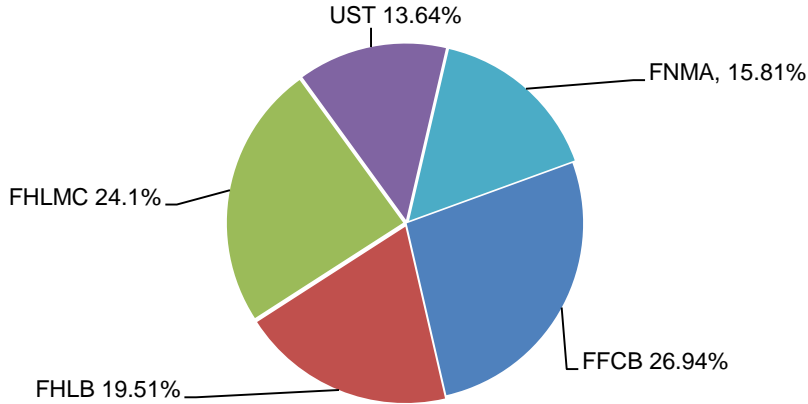


Portfolio Investment Report  
for Quarter Ending December 31, 2019

**Consolidated Investments - continued**

<b>Outstanding Portfolio (excluding TexPool)</b>			Amount	Percent	Market Value
Distribution by Investment type	Number				
Federal Farm Credit Bank	FFCB	42	\$ 64,385,631.32	26.94%	\$ 64,785,993.30
Federal Home Loan Bank	FHLB	32	\$ 46,633,914.04	19.51%	\$ 46,851,572.51
Federal Home Loan Mortgage Corp	FHLMC	40	\$ 57,594,780.00	24.10%	\$ 57,687,161.18
U S Treasuries	UST	13	\$ 32,586,475.95	13.64%	\$ 32,598,246.30
Federal National Mortgage Assoc.	FNMA	20	\$ 37,769,325.06	15.81%	\$ 37,876,640.93
Total		147	\$ 238,970,126.37	100.00%	\$ 239,799,614.22

**Distribution by Type**



**Agencies Credit Ratings**

	<b>S &amp; P</b>	<b>Moody's</b>
Federal Farm Credit Bank	AA+	Aaa
Federal Home Loan Bank	AA+	Aaa
Federal Home Loan Mortgage Corp	AA+	Aaa
Federal National Mortgage Assoc.	AA+	Aaa

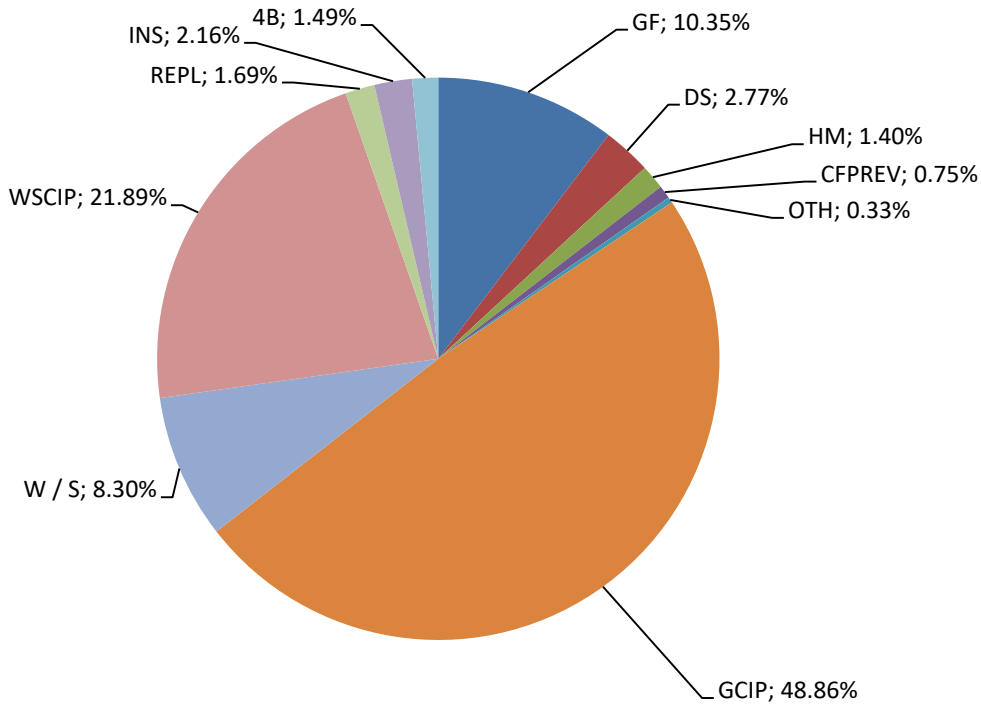


Portfolio Investment Report  
for Quarter Ending December 31, 2019

**Outstanding Portfolio - Major Funds**

	Chart Key	Equity Balance	% of Total Equity
General Fund	GF	\$ 33,398,477	10.35%
Debt Service	DS	\$ 8,948,345	2.77%
Hotel / Motel	HM	\$ 4,528,264	1.40%
Crime & Fire Prev Districts	CFPRE	\$ 2,415,560	0.75%
Funds under 1 million	OTH	\$ 1,077,048	0.33%
G O CIP	GCIP	\$ 157,656,934	48.86%
W&S Operating	W / S	\$ 26,780,701	8.30%
W&S CIP	WSCIP	\$ 70,617,546	21.89%
EQUIP REPLACEMENT	REPL	\$ 5,460,056	1.69%
INSURANCE RISK	INS	\$ 6,979,706	2.16%
4-B SALES TAX	4B	\$ 4,806,810	1.49%
<b>Total</b>		<b>\$ 322,669,447</b>	<b>100.00%</b>

**% of Total Equity**



**City of Lewisville  
Consolidated Account**

Security Type	Par Value	Cost	9/30/2019 Beg. Market Value	12/31/2019 End. Market Value	Change in Market Value	Cusip	Purchase Date	Maturity Date	Rate	Yield	Accrued DATE	Accrued Interest
Federal Farm Credit bank	\$ 3,000,000.00	\$ 3,000,000.00	\$ 2,996,601.00	\$ 2,999,857.20	\$ 3,256.20	3133EG3J2	1/10/2017	1/10/2020	1.55	1.55000	7/10/2019	\$ 22,167.12
Federal Farm Credit bank	\$ 2,000,000.00	\$ 1,996,500.00	\$ 1,999,312.00	\$ 2,000,114.00	\$ 802.00	3133EHR70	11/22/2017	1/15/2020	1.74	1.82089	8/14/2019	\$ 13,252.60
Federal Farm Credit bank	\$ 3,000,000.00	\$ 3,000,000.00	\$ 2,995,749.00	\$ 2,999,456.10	\$ 3,707.10	3133EG6C4	2/3/2017	2/3/2020	1.55	1.55000	8/3/2019	\$ 19,109.59
Federal Farm Credit bank	\$ 3,000,000.00	\$ 3,000,000.00	\$ 3,006,336.00	\$ 3,002,568.60	\$ (3,767.40)	3133EKAF3	2/12/2019	2/12/2020	2.54	2.54000	8/12/2019	\$ 29,436.16
Federal Farm Credit bank	\$ 1,000,000.00	\$ 994,190.00	\$ 1,000,410.00	\$ 1,000,356.00	\$ (54.00)	3133EJCN7	3/21/2018	2/14/2020	2.07	2.38450	8/14/2019	\$ 7,883.01
Federal Farm Credit bank	\$ 2,000,000.00	\$ 2,000,000.00	\$ 1,996,418.00	\$ 1,999,202.60	\$ 2,784.60	3133EHBA0	3/2/2017	3/2/2020	1.52	1.52000	9/2/2019	\$ 9,994.52
Federal Farm Credit bank	\$ 1,000,000.00	\$ 1,000,000.00	\$ 999,003.00	\$ 999,876.40	\$ 873.40	3133EHCS0	3/16/2017	3/16/2020	1.70	1.70000	9/16/2019	\$ 4,936.99
Federal Farm Credit bank	\$ 2,000,000.00	\$ 2,000,000.00	\$ 1,993,756.00	\$ 1,998,697.60	\$ 4,941.60	3133EHNK5	6/15/2017	6/15/2020	1.54	1.54000	12/15/2019	\$ 1,350.14
Federal Farm Credit bank	\$ 500,000.00	\$ 495,925.00	\$ 499,975.00	\$ 500,669.00	\$ 694.00	3133ECSD7	4/4/2018	6/17/2020	1.98	2.36120	12/17/2019	\$ 379.73
Federal Farm Credit bank	\$ 1,000,000.00	\$ 1,000,000.00	\$ 998,790.00	\$ 999,939.10	\$ 1,149.10	3133EHPD9	6/22/2017	6/22/2020	1.67	1.67000	12/22/2019	\$ 411.78
Federal Farm Credit bank	\$ 1,500,000.00	\$ 1,491,660.00	\$ 1,494,237.00	\$ 1,498,715.55	\$ 4,478.55	3133EGHP3	6/21/2019	6/29/2020	1.42	1.97190	12/29/2019	\$ 116.71
Federal Farm Credit bank	\$ 1,000,000.00	\$ 985,600.00	\$ 994,234.00	\$ 997,970.60	\$ 3,736.60	3133EGLB9	10/18/2017	7/13/2020	1.19	1.73090	7/13/2019	\$ 5,575.07
Federal Farm Credit bank	\$ 1,000,000.00	\$ 981,000.00	\$ 995,338.00	\$ 998,420.70	\$ 3,082.70	3133EGNK7	12/29/2017	7/27/2020	1.32	2.08070	7/27/2019	\$ 5,677.81
Federal Farm Credit bank	\$ 1,000,000.00	\$ 998,080.00	\$ 998,383.00	\$ 999,706.70	\$ 1,323.70	3133EHUE1	10/18/2017	8/10/2020	1.65	1.72000	8/10/2019	\$ 6,464.38
Federal Farm Credit bank	\$ 2,000,000.00	\$ 2,000,000.00	\$ 1,997,078.00	\$ 1,999,212.80	\$ 2,134.80	3133EHZV8	9/25/2017	9/25/2020	1.70	1.70000	9/25/2019	\$ 9,035.62
Federal Farm Credit bank	\$ 1,000,000.00	\$ 998,900.00	\$ 1,001,784.00	\$ 1,001,136.00	\$ (648.00)	3133EKTN6	7/3/2019	10/2/2020	1.85	1.94060	10/2/2019	\$ 4,561.64
Federal Farm Credit bank	\$ 1,500,000.00	\$ 1,499,681.67	\$ 1,519,470.00	\$ 1,514,438.55	\$ (5,031.45)	3133EJK40	10/23/2018	10/23/2020	2.90	2.91100	10/23/2019	\$ 8,223.29
Federal Farm Credit bank	\$ 1,000,000.00	\$ 993,330.00	\$ 997,426.00	\$ 997,602.70	\$ 176.70	3133EC4W1	6/24/2019	11/23/2020	1.42	1.90001	11/23/2019	\$ 1,478.36
Federal Farm Credit bank	\$ 1,000,000.00	\$ 996,857.00	\$ 998,139.00	\$ 999,833.50	\$ 1,694.50	3133EHKF9	7/3/2019	11/23/2020	1.77	2.00000	11/23/2019	\$ 1,842.74
Federal Farm Credit bank	\$ 1,000,000.00	\$ 994,720.00	\$ 1,009,408.00	\$ 1,010,601.10	\$ 1,193.10	3133EJCE7	3/21/2018	2/12/2021	2.35	2.54009	8/12/2019	\$ 9,078.08
Federal Farm Credit bank	\$ 2,000,000.00	\$ 1,979,000.00	\$ 2,018,816.00	\$ 2,021,202.20	\$ 2,386.20	3133EJCE7	3/21/2018	2/12/2021	2.35	2.75060	8/12/2019	\$ 18,156.16
Federal Farm Credit bank	\$ 2,000,000.00	\$ 2,000,000.00	\$ 2,000,000.00	\$ 1,998,671.40	\$ (1,328.60)	3133EK5X0	11/12/2019	2/12/2021	1.68	1.68000	11/12/2019	\$ 4,510.68
Federal Farm Credit bank	\$ 1,000,000.00	\$ 1,001,406.25	\$ 1,011,897.00	\$ 1,012,617.20	\$ 720.20	3133EJEM7	3/5/2018	3/1/2021	2.50	2.45086	9/1/2019	\$ 8,287.67
Federal Farm Credit bank	\$ 1,000,000.00	\$ 1,001,700.00	\$ 1,004,353.00	\$ 1,006,327.50	\$ 1,974.50	3133EKRG3	6/24/2019	3/17/2021	1.95	1.85029	9/17/2019	\$ 5,609.59
Federal Farm Credit bank	\$ 2,000,000.00	\$ 1,980,356.22	\$ 2,023,558.00	\$ 2,021,851.40	\$ (1,706.60)	3133EJJD2	10/18/2018	4/5/2021	2.54	2.95600	10/5/2019	\$ 12,108.49
Federal Farm Credit bank	\$ 2,000,000.00	\$ 2,020,940.00	\$ 2,022,806.00	\$ 2,024,420.00	\$ 1,614.00	3133EKJP2	6/24/2019	4/29/2021	2.40	1.82041	10/29/2019	\$ 8,284.93
Federal Farm Credit bank	\$ 1,000,000.00	\$ 1,007,970.00	\$ 1,009,248.00	\$ 1,010,367.50	\$ 1,119.50	3133EKLQ7	6/24/2019	5/17/2021	2.50	1.82026	11/17/2019	\$ 3,013.70
Federal Farm Credit bank	\$ 2,000,000.00	\$ 2,009,880.00	\$ 2,039,268.00	\$ 2,038,300.60	\$ (967.40)	3133EJVV8	1/9/2019	8/2/2021	2.80	2.59920	8/2/2019	\$ 23,167.12
Federal Farm Credit bank	\$ 2,000,000.00	\$ 1,989,060.00	\$ 2,044,232.00	\$ 2,040,840.00	\$ (3,392.00)	3133EJZU6	11/9/2018	9/20/2021	2.85	3.05010	9/20/2019	\$ 15,928.77
Federal Farm Credit bank	\$ 1,500,000.00	\$ 1,500,000.00	\$ 1,500,000.00	\$ 1,500,483.15	\$ 483.15	3133EKV45	10/1/2019	10/1/2021	1.94	1.94000	10/1/2019	\$ 7,255.07
Federal Farm Credit bank	\$ 2,000,000.00	\$ 1,996,585.18	\$ 2,054,820.00	\$ 2,048,737.40	\$ (6,082.60)	3133EJK24	10/19/2018	10/19/2021	3.00	3.06000	10/19/2019	\$ 12,000.00
Federal Farm Credit bank	\$ 2,000,000.00	\$ 2,006,400.00	\$ 2,009,382.00	\$ 2,009,868.00	\$ 486.00	3133EHP31	6/24/2019	11/2/2021	1.95	1.81023	11/2/2019	\$ 6,304.11
Federal Farm Credit bank	\$ 1,000,000.00	\$ 971,540.00	\$ 997,946.00	\$ 998,335.80	\$ 389.80	3133EC4L5	1/9/2019	11/23/2021	1.61	2.64520	11/23/2019	\$ 1,676.16
Federal Farm Credit bank	\$ 1,000,000.00	\$ 1,001,590.00	\$ 1,001,590.00	\$ 1,000,995.70	\$ (594.30)	3133EGL60	11/14/2019	11/29/2021	1.76	1.68030	11/29/2019	\$ 1,543.01
Federal Farm Credit bank	\$ 2,000,000.00	\$ 1,979,000.00	\$ 2,016,310.00	\$ 2,012,390.20	\$ (3,919.80)	3133EG6E0	3/18/2019	2/3/2022	2.03	2.40980	9/18/2019	\$ 11,568.22

Federal Farm Credit bank	\$	2,000,000.00	\$	2,000,000.00	\$	2,000,000.00	\$	1,998,166.00	\$	(1,834.00)	3133EK5Y8	11/14/2019	2/14/2022	1.77	1.77000	11/14/2019	\$	4,558.36
Federal Farm Credit bank	\$	1,000,000.00	\$	1,011,700.00	\$	1,017,171.00	\$	1,013,970.60	\$	(3,200.40)	3133EKKE5	6/10/2019	5/3/2022	2.30	1.88284	11/3/2019	\$	3,654.79
Federal Farm Credit bank	\$	1,000,000.00	\$	995,650.00	\$	998,589.00	\$	997,052.30	\$	(1,536.70)	3133EKZY5	9/23/2019	6/1/2022	1.55	1.71636	12/1/2019	\$	1,273.97
Federal Farm Credit bank	\$	1,500,000.00	\$	1,506,000.00	\$	1,503,903.00	\$	1,504,471.05	\$	568.05	3133EKPV2	9/26/2019	6/10/2022	2.37	1.79510	12/10/2019	\$	2,045.34
Federal Farm Credit bank	\$	2,000,000.00	\$	2,001,160.00	\$	2,015,536.00	\$	2,010,199.60	\$	(5,336.40)	3133EKYJ9	8/5/2019	8/5/2022	1.85	1.83000	8/5/2019	\$	15,002.74
Federal Farm Credit bank	\$	1,000,000.00	\$	999,250.00	\$	999,881.00	\$	999,898.40	\$	17.40	3133EKK39	9/26/2019	9/9/2022	1.84	1.86610	9/26/2019	\$	4,839.45
Federal Farm Credit bank	\$	1,000,000.00	\$	1,000,000.00	\$	1,000,000.00	\$	998,452.50	\$	(1,547.50)	3133ELAU8	11/25/2019	11/25/2022	1.71	1.71	11/25/2019	\$	1,686.58
Federal Home Loan Bank Bond	\$	1,000,000.00	\$	994,930.00	\$	1,000,629.00	\$	1,000,518.10	\$	(110.90)	3130ADN32	3/21/2018	2/11/2020	2.13	2.40050	8/11/2019	\$	8,267.12
Federal Home Loan Bank Bond	\$	3,000,000.00	\$	2,988,660.00	\$	3,001,887.00	\$	3,001,554.30	\$	(332.70)	3130ADN32	3/7/2019	2/11/2020	2.13	2.53890	8/11/2019	\$	24,801.37
Federal Home Loan Bank Bond	\$	1,000,000.00	\$	991,430.00	\$	1,000,118.00	\$	1,000,557.90	\$	439.90	313378J77	1/9/2019	3/13/2020	1.88	2.61750	9/13/2019	\$	5,599.32
Federal Home Loan Bank Bond	\$	600,000.00	\$	597,690.00	\$	598,939.80	\$	599,914.50	\$	974.70	3130A6PT8	6/21/2019	4/29/2020	1.57	2.25200	10/29/2019	\$	1,625.92
Federal Home Loan Bank Bond	\$	1,000,000.00	\$	1,000,000.00	\$	998,285.00	\$	1,000,088.60	\$	1,803.60	3130ACN83	10/30/2017	5/15/2020	1.70	1.69979	11/15/2019	\$	2,142.47
Federal Home Loan Bank Bond	\$	800,000.00	\$	794,144.00	\$	795,757.60	\$	798,570.32	\$	2,812.72	3130A8NS8	6/21/2019	7/13/2020	1.24	1.94000	7/13/2019	\$	4,647.45
Federal Home Loan Bank Bond	\$	1,000,000.00	\$	992,562.00	\$	994,605.00	\$	998,152.00	\$	3,547.00	3130A8QD8	6/21/2019	7/14/2020	1.23	1.93940	7/14/2019	\$	5,728.77
Federal Home Loan Bank Bond	\$	1,000,000.00	\$	1,000,720.00	\$	1,001,616.00	\$	1,002,891.70	\$	1,275.70	3130ADGL0	2/13/2018	8/14/2020	2.17	2.14030	8/14/2019	\$	8,263.84
Federal Home Loan Bank Bond	\$	1,500,000.00	\$	1,499,122.32	\$	1,514,419.50	\$	1,512,368.10	\$	(2,051.40)	313370US5	10/18/2018	9/11/2020	2.88	2.90600	9/11/2019	\$	13,114.73
Federal Home Loan Bank Bond	\$	1,000,000.00	\$	1,000,000.00	\$	997,871.00	\$	999,227.80	\$	1,356.80	3130ACD92	9/18/2017	9/18/2020	1.60	1.60000	9/18/2019	\$	4,558.90
Federal Home Loan Bank Bond	\$	1,000,000.00	\$	996,000.00	\$	1,000,900.00	\$	1,000,427.40	\$	(472.60)	3130ACHQ0	11/22/2017	10/19/2020	1.75	1.89179	10/19/2019	\$	3,500.00
Federal Home Loan Bank Bond	\$	2,000,000.00	\$	2,000,000.00	\$	2,012,042.00	\$	2,015,712.60	\$	3,670.60	3130ADEB4	1/12/2018	1/12/2021	2.13	2.12500	7/12/2019	\$	20,027.40
Federal Home Loan Bank Bond	\$	2,000,000.00	\$	2,000,000.00	\$	2,002,972.00	\$	2,001,225.60	\$	(1,746.40)	3130AGUK9	8/5/2019	2/5/2021	2.15	2.15000	8/5/2019	\$	17,435.62
Federal Home Loan Bank Bond	\$	2,000,000.00	\$	1,974,902.72	\$	2,019,302.00	\$	2,021,624.00	\$	2,322.00	3130ADMJ8	10/18/2018	2/8/2021	2.38	2.94100	8/8/2019	\$	18,869.86
Federal Home Loan Bank Bond	\$	1,000,000.00	\$	997,900.00	\$	999,787.00	\$	1,000,087.90	\$	300.90	3130AC2K9	6/24/2019	2/10/2021	1.87	2.00121	8/10/2019	\$	7,326.30
Federal Home Loan Bank Bond	\$	850,000.00	\$	845,308.00	\$	858,828.95	\$	859,631.44	\$	802.49	3130A0XD7	1/9/2019	3/12/2021	2.38	2.63700	9/12/2019	\$	6,083.90
Federal Home Loan Bank Bond	\$	2,000,000.00	\$	1,953,500.00	\$	1,993,812.00	\$	1,997,314.40	\$	3,502.40	3130A8CA9	1/9/2019	5/25/2021	1.69	2.70066	11/25/2019	\$	3,323.84
Federal Home Loan Bank Bond	\$	1,000,000.00	\$	988,440.00	\$	1,007,258.00	\$	1,008,701.40	\$	1,443.40	313383MC2	1/9/2019	6/11/2021	2.13	2.62030	12/11/2019	\$	1,164.38
Federal Home Loan Bank Bond	\$	1,500,000.00	\$	1,500,000.00	\$	1,505,022.00	\$	1,502,412.00	\$	(2,610.00)	3130AFWB9	2/26/2019	8/26/2021	2.65	2.65000	8/26/2019	\$	13,830.82
Federal Home Loan Bank Bond	\$	1,000,000.00	\$	1,000,000.00	\$	1,003,799.00	\$	1,002,168.80	\$	(1,630.20)	3130AG3R4	3/27/2019	9/27/2021	2.55	2.55000	9/27/2019	\$	6,636.99
Federal Home Loan Bank Bond	\$	1,000,000.00	\$	1,000,000.00	\$	1,000,000.00	\$	1,000,012.00	\$	12.00	3130AHGV9	10/31/2019	10/28/2021	1.80	1.80000	10/31/2019	\$	3,008.22
Federal Home Loan Bank Bond	\$	500,000.00	\$	496,495.00	\$	497,185.50	\$	498,835.95	\$	1,650.45	3130AA2A5	6/21/2019	11/16/2021	1.57	1.86946	11/16/2019	\$	967.81
Federal Home Loan Bank Bond	\$	1,000,000.00	\$	1,005,610.00	\$	1,005,610.00	\$	1,003,810.30	\$	(1,799.70)	3130A6VP9	12/30/2019	12/21/2021	1.93	1.64	12/30/2019	\$	52.88
Federal Home Loan Bank Bond	\$	5,000,000.00	\$	5,016,500.00	\$	5,017,020.00	\$	5,013,628.50	\$	(3,391.50)	3130AGG66	9/26/2019	2/15/2022	2.40	1.87390	9/26/2019	\$	31,561.64
Federal Home Loan Bank Bond	\$	3,000,000.00	\$	3,000,000.00	\$	3,012,765.00	\$	3,006,660.00	\$	(6,105.00)	3130AFYQ4	3/18/2019	3/18/2022	2.70	2.70000	9/18/2019	\$	23,079.45
Federal Home Loan Bank Bond	\$	2,000,000.00	\$	2,000,000.00	\$	2,008,044.00	\$	2,004,581.40	\$	(3,462.60)	3130AGZ27	3/25/2019	3/25/2022	2.65	2.65000	9/25/2019	\$	14,084.93
Federal Home Loan Bank Bond	\$	1,000,000.00	\$	1,000,000.00	\$	1,003,865.00	\$	1,002,144.30	\$	(1,720.70)	3130AG3S2	3/25/2019	3/25/2022	2.58	2.58000	9/25/2019	\$	6,856.44
Federal Home Loan Bank Bond	\$	1,000,000.00	\$	1,000,000.00	\$	1,000,000.00	\$	999,980.80	\$	(19.20)	3130AHGQ0	10/31/2019	4/28/2022	1.88	1.87500	10/31/2019	\$	3,133.56
Federal Home Loan Bank Bond	\$	3,000,000.00	\$	3,000,000.00	\$	2,999,334.00	\$	3,000,810.30	\$	1,476.30	3130AGYJ8	9/26/2019	8/26/2022	2.00	1.99689	9/26/2019	\$	15,780.82
Federal Home Loan Bank Bond	\$	1,000,000.00	\$	1,000,000.00	\$	1,000,000.00	\$	998,936.90	\$	(1,063.10)	3130AHCG6	10/28/2019	10/28/2022	1.75	1.75	10/28/2019	\$	3,068.49
Federal Home Loan Bank Bond	\$	1,000,000.00	\$	1,000,000.00	\$	1,000,000.00	\$	999,884.20	\$	(115.80)	3130AHFX6	10/31/2019	10/28/2022	1.90	1.89970	10/31/2019	\$	3,175.34
Federal Home Loan Bank Bond	\$	1,000,000.00	\$	1,000,000.00	\$	1,000,000.00	\$	999,139.00	\$	(861.00)	3130AHPB3	12/19/2019	12/19/2022	1.80	1.80	12/19/2019	\$	591.78
Federal Home Loan Mortgage Corp. Note	\$	1,000,000.00	\$	1,000,000.00	\$	1,000,478.00	\$	1,000,091.30	\$	(386.70)	3134GTYZ0	7/8/2019	1/8/2020	2.00	2.00000	7/8/2019	\$	9,643.84

Federal Home Loan Mortgage Corp. Note	\$ 700,000.00	\$ 700,000.00	\$ 700,473.90	\$ 700,066.01	\$ (407.89)	3134GTZM8	7/8/2019	1/8/2020	2.00	2.00000	7/8/2019	\$ 6,750.68
Federal Home Loan Mortgage Corp. Note	\$ 1,000,000.00	\$ 1,000,000.00	\$ 1,000,000.00	\$ 1,000,049.30	\$ 49.30	3134GUJM3	10/17/2019	1/17/2020	2.00	2.00	10/17/2019	\$ 4,109.59
Federal Home Loan Mortgage Corp. Note	\$ 2,000,000.00	\$ 1,994,760.00	\$ 1,997,678.00	\$ 1,999,890.00	\$ 2,212.00	3137EAAE5	1/20/2017	1/17/2020	1.50	1.59001	7/20/2019	\$ 13,479.45
Federal Home Loan Mortgage Corp. Note	\$ 2,000,000.00	\$ 2,000,000.00	\$ 1,997,700.00	\$ 1,999,578.20	\$ 1,878.20	3134GBAB8	3/27/2017	3/27/2020	1.67	1.67000	9/27/2019	\$ 8,693.15
Federal Home Loan Mortgage Corp. Note	\$ 1,000,000.00	\$ 985,070.00	\$ 997,583.00	\$ 999,176.10	\$ 1,593.10	3134G8TY5	1/9/2019	3/30/2020	1.42	2.66592	9/30/2019	\$ 3,579.18
Federal Home Loan Mortgage Corp. Note	\$ 1,500,000.00	\$ 1,490,400.00	\$ 1,502,406.00	\$ 1,502,759.25	\$ 353.25	3134GBFV9	12/18/2018	4/27/2020	2.25	2.73200	10/27/2019	\$ 6,010.27
Federal Home Loan Mortgage Corp. Note	\$ 2,000,000.00	\$ 2,000,000.00	\$ 1,995,586.00	\$ 1,999,434.40	\$ 3,848.40	3134GBHX3	4/27/2017	4/27/2020	1.58	1.58000	10/27/2019	\$ 5,627.40
Federal Home Loan Mortgage Corp. Note	\$ 1,000,000.00	\$ 1,000,000.00	\$ 999,499.00	\$ 1,000,031.30	\$ 532.30	3134GBYV8	7/27/2017	4/27/2020	1.75	1.75000	10/27/2019	\$ 3,116.44
Federal Home Loan Mortgage Corp. Note	\$ 1,500,000.00	\$ 1,495,770.00	\$ 1,496,293.50	\$ 1,498,812.15	\$ 2,518.65	3137EADR7	9/26/2019	5/1/2020	1.38	1.85110	11/1/2019	\$ 3,390.41
Federal Home Loan Mortgage Corp. Note	\$ 1,000,000.00	\$ 1,000,000.00	\$ 998,253.00	\$ 1,000,085.10	\$ 1,832.10	3134GBPB2	5/30/2017	5/22/2020	1.70	1.70005	11/22/2019	\$ 1,816.44
Federal Home Loan Mortgage Corp. Note	\$ 2,000,000.00	\$ 2,000,000.00	\$ 1,999,090.00	\$ 1,999,602.00	\$ 512.00	3134GBPU0	10/18/2017	5/22/2020	1.71	1.69820	11/22/2019	\$ 3,654.25
Federal Home Loan Mortgage Corp. Note	\$ 1,000,000.00	\$ 1,000,000.00	\$ 997,521.00	\$ 999,675.30	\$ 2,154.30	3134GBRJ3	5/30/2017	5/29/2020	1.60	1.60001	11/29/2019	\$ 1,402.74
Federal Home Loan Mortgage Corp. Note	\$ 1,000,000.00	\$ 1,000,000.00	\$ 997,321.00	\$ 999,690.60	\$ 2,369.60	3134GBUG5	6/29/2017	6/29/2020	1.63	1.62500	12/29/2019	\$ 89.04
Federal Home Loan Mortgage Corp. Note	\$ 1,000,000.00	\$ 1,000,000.00	\$ 998,972.00	\$ 999,480.30	\$ 508.30	3134GBVT6	6/30/2017	6/29/2020	1.70	1.70000	12/29/2019	\$ 93.15
Federal Home Loan Mortgage Corp. Note	\$ 2,000,000.00	\$ 2,000,000.00	\$ 1,996,048.00	\$ 2,000,630.60	\$ 4,582.60	3134GBYR7	7/27/2017	7/27/2020	1.75	1.75000	7/27/2019	\$ 15,054.79
Federal Home Loan Mortgage Corp. Note	\$ 2,000,000.00	\$ 1,977,400.00	\$ 2,001,248.00	\$ 2,003,756.40	\$ 2,508.40	3137EAEK1	2/5/2018	11/17/2020	1.88	2.29591	11/17/2019	\$ 4,520.55
Federal Home Loan Mortgage Corp. Note	\$ 2,000,000.00	\$ 2,000,000.00	\$ 2,008,608.00	\$ 2,006,103.60	\$ (2,504.40)	3134GB5E8	12/28/2017	12/28/2020	2.00	2.00000	12/28/2019	\$ 328.77
Federal Home Loan Mortgage Corp. Note	\$ 1,000,000.00	\$ 1,000,000.00	\$ 1,004,254.00	\$ 1,002,864.00	\$ (1,390.00)	3134GTJD6	4/29/2019	4/29/2021	2.50	2.50000	10/29/2019	\$ 4,315.07
Federal Home Loan Mortgage Corp. Note	\$ 2,000,000.00	\$ 1,999,400.00	\$ 2,002,794.00	\$ 2,003,271.20	\$ 477.20	3134GTR62	7/31/2019	7/30/2021	2.00	2.01538	7/31/2019	\$ 16,767.12
Federal Home Loan Mortgage Corp. Note	\$ 1,000,000.00	\$ 1,000,000.00	\$ 1,000,877.00	\$ 1,000,540.80	\$ (336.20)	3134GTU50	8/5/2019	8/5/2021	2.09	2.09000	8/5/2019	\$ 8,474.52
Federal Home Loan Mortgage Corp. Note	\$ 1,000,000.00	\$ 1,000,000.00	\$ 1,000,937.00	\$ 1,001,314.30	\$ 377.30	3134GTU84	8/5/2019	8/5/2021	2.00	2.00000	8/5/2019	\$ 8,109.59
Federal Home Loan Mortgage Corp. Note	\$ 1,000,000.00	\$ 1,000,000.00	\$ 1,003,641.00	\$ 1,002,468.80	\$ (1,172.20)	3134GTHJ5	4/18/2019	10/15/2021	2.50	2.49990	10/15/2019	\$ 5,273.97
Federal Home Loan Mortgage Corp. Note	\$ 1,000,000.00	\$ 1,000,000.00	\$ 1,000,000.00	\$ 999,030.40	\$ (969.60)	3134GUXB1	12/16/2019	12/16/2021	1.70	1.70	12/16/2019	\$ 698.63
Federal Home Loan Mortgage Corp. Note	\$ 1,000,000.00	\$ 1,000,000.00	\$ 1,000,000.00	\$ 999,326.70	\$ (673.30)	3134GUXW5	12/30/2019	12/16/2021	1.65	1.65	12/30/2019	\$ 45.21
Federal Home Loan Mortgage Corp. Note	\$ 1,000,000.00	\$ 1,012,500.00	\$ 1,015,964.00	\$ 1,015,460.70	\$ (503.30)	3137EADB2	6/10/2019	1/13/2022	2.38	1.87826	7/13/2019	\$ 11,126.71
Federal Home Loan Mortgage Corp. Note	\$ 2,000,000.00	\$ 2,029,400.00	\$ 2,031,928.00	\$ 2,030,921.40	\$ (1,006.60)	3137EADB2	6/24/2019	1/13/2022	2.38	1.78319	7/13/2019	\$ 22,253.42
Federal Home Loan Mortgage Corp. Note	\$ 3,500,000.00	\$ 3,555,580.00	\$ 3,555,874.00	\$ 3,554,112.45	\$ (1,761.55)	3137EADB2	9/26/2019	1/13/2022	2.38	1.66700	9/26/2019	\$ 21,863.01
Federal Home Loan Mortgage Corp. Note	\$ 2,000,000.00	\$ 2,000,000.00	\$ 2,007,044.00	\$ 2,004,507.40	\$ (2,536.60)	3134GTEW9	4/9/2019	4/8/2022	2.50	2.49996	10/8/2019	\$ 11,506.85
Federal Home Loan Mortgage Corp. Note	\$ 1,000,000.00	\$ 999,500.00	\$ 1,003,522.00	\$ 1,002,253.70	\$ (1,268.30)	3134GTEW9	4/18/2019	4/8/2022	2.50	2.51740	10/8/2019	\$ 5,753.42
Federal Home Loan Mortgage Corp. Note	\$ 2,000,000.00	\$ 2,000,000.00	\$ 2,000,000.00	\$ 1,999,695.20	\$ (304.80)	3134GUPA2	11/12/2019	5/12/2022	1.85	1.85000	11/12/2019	\$ 4,967.12
Federal Home Loan Mortgage Corp. Note	\$ 1,000,000.00	\$ 1,000,000.00	\$ 1,003,808.00	\$ 1,003,161.30	\$ (646.70)	3134GTSF1	6/10/2019	6/10/2022	2.40	2.40000	12/10/2019	\$ 1,380.82
Federal Home Loan Mortgage Corp. Note	\$ 1,000,000.00	\$ 1,000,000.00	\$ 1,001,204.00	\$ 1,001,724.40	\$ 520.40	3134GTYS6	7/3/2019	7/1/2022	2.00	1.99990	7/3/2019	\$ 9,917.81
Federal Home Loan Mortgage Corp. Note	\$ 2,055,000.00	\$ 2,055,000.00	\$ 2,059,288.79	\$ 2,059,151.72	\$ (137.06)	3134GTR70	7/31/2019	7/29/2022	2.10	2.10000	7/31/2019	\$ 18,089.63
Federal Home Loan Mortgage Corp. Note	\$ 2,000,000.00	\$ 2,000,000.00	\$ 2,000,354.00	\$ 2,001,199.00	\$ 845.00	3134GUDJ6	9/23/2019	9/23/2022	2.05	2.05000	9/23/2019	\$ 11,120.55
Federal Home Loan Mortgage Corp. Note	\$ 2,000,000.00	\$ 2,000,000.00	\$ 2,000,354.00	\$ 2,001,199.00	\$ 845.00	3134GUDJ6	9/23/2019	9/23/2022	2.05	2.05000	9/23/2019	\$ 11,120.55
Federal Home Loan Mortgage Corp. Note	\$ 1,000,000.00	\$ 1,000,000.00	\$ 1,000,000.00	\$ 999,004.90	\$ (995.10)	3134GUJL5	10/15/2019	10/15/2022	1.70	1.70	10/15/2019	\$ 3,586.30
Federal Home Loan Mortgage Corp. Note	\$ 1,000,000.00	\$ 1,000,000.00	\$ 1,000,000.00	\$ 999,506.00	\$ (494.00)	3134GUPG9	11/8/2019	11/8/2022	1.85	1.85	11/8/2019	\$ 2,686.30
Federal Home Loan Mortgage Corp. Note	\$ 1,000,000.00	\$ 1,000,000.00	\$ 1,000,000.00	\$ 998,652.60	\$ (1,347.40)	3134GUUN8	11/27/2019	11/28/2022	1.75	1.75	11/28/2019	\$ 1,582.19
Federal Home Loan Mortgage Corp. Note	\$ 1,300,000.00	\$ 1,300,000.00	\$ 1,300,000.00	\$ 1,298,883.30	\$ (1,116.70)	3134GUXC9	12/16/2019	12/16/2022	1.80	1.80	12/16/2019	\$ 961.64
Federal National Mortgage Assn. Bond	\$ 1,000,000.00	\$ 1,000,000.00	\$ 999,698.00	\$ 1,000,096.70	\$ 398.70	3136G4PW7	10/27/2017	1/27/2020	1.85	1.85000	10/27/2019	\$ 3,294.52

Federal National Mortgage Assn. Bond	\$ 2,910,000.00	\$ 2,912,386.20	\$ 2,910,308.46	\$ 2,910,664.64	\$ 356.18	3136FTB73	12/29/2017	2/7/2020	2.00	1.95970	8/7/2019	\$ 23,280.00
Federal National Mortgage Assn. Bond	\$ 2,000,000.00	\$ 1,989,551.36	\$ 2,000,212.00	\$ 2,000,456.80	\$ 244.80	3136FTB73	2/12/2019	2/7/2020	2.00	2.53960	8/7/2019	\$ 16,000.00
Federal National Mortgage Assn. Bond	\$ 5,000,000.00	\$ 5,000,000.00	\$ 4,994,310.00	\$ 4,999,350.00	\$ 5,040.00	3136G4KW2	2/14/2017	2/14/2020	1.65	1.65000	8/14/2019	\$ 31,417.81
Federal National Mortgage Assn. Bond	\$ 2,000,000.00	\$ 2,000,000.00	\$ 1,997,558.00	\$ 1,999,686.40	\$ 2,128.40	3136G4LV3	2/28/2017	2/28/2020	1.66	1.66000	8/28/2019	\$ 11,369.86
Federal National Mortgage Assn. Bond	\$ 1,600,000.00	\$ 1,596,912.00	\$ 1,595,716.80	\$ 1,599,133.28	\$ 3,416.48	3136G2GR2	4/26/2017	4/28/2020	1.50	1.56598	10/28/2019	\$ 4,208.22
Federal National Mortgage Assn. Bond	\$ 850,000.00	\$ 843,174.50	\$ 850,149.60	\$ 850,910.86	\$ 761.26	3136G0DU2	1/9/2019	4/30/2020	2.00	2.62720	10/30/2019	\$ 2,887.67
Federal National Mortgage Assn. Bond	\$ 1,500,000.00	\$ 1,491,246.00	\$ 1,495,050.00	\$ 1,498,005.00	\$ 2,955.00	3136G16D6	7/3/2019	6/26/2020	1.35	1.95370	12/26/2019	\$ 277.40
Federal National Mortgage Assn. Bond	\$ 1,000,000.00	\$ 990,710.00	\$ 996,969.00	\$ 999,211.70	\$ 2,242.70	3135G0T60	11/22/2017	7/30/2020	1.50	1.85548	7/30/2019	\$ 6,328.77
Federal National Mortgage Assn. Bond	\$ 3,000,000.00	\$ 3,000,000.00	\$ 2,991,999.00	\$ 2,999,534.40	\$ 7,535.40	3136G4NU3	8/10/2017	8/10/2020	1.67	1.67000	8/10/2019	\$ 19,628.22
Federal National Mortgage Assn. Bond	\$ 2,000,000.00	\$ 2,000,000.00	\$ 2,001,698.00	\$ 2,000,773.20	\$ (924.80)	3136G4PK3	9/28/2017	9/28/2020	1.75	1.75000	9/28/2019	\$ 9,013.70
Federal National Mortgage Assn. Bond	\$ 2,000,000.00	\$ 2,000,000.00	\$ 2,001,828.00	\$ 2,000,885.40	\$ (942.60)	3136G4PP2	10/26/2017	10/26/2020	1.75	1.75000	10/26/2019	\$ 6,328.77
Federal National Mortgage Assn. Bond	\$ 1,000,000.00	\$ 983,920.00	\$ 995,845.00	\$ 998,376.30	\$ 2,531.30	3135G0Q97	12/29/2017	10/28/2020	1.50	2.08770	10/28/2019	\$ 2,630.14
Federal National Mortgage Assn. Bond	\$ 1,500,000.00	\$ 1,490,565.00	\$ 1,490,532.00	\$ 1,495,167.90	\$ 4,635.90	3136G3WP6	9/25/2019	12/30/2020	1.38	1.88030	12/30/2019	\$ 56.51
Federal National Mortgage Assn. Bond	\$ 2,000,000.00	\$ 1,953,260.00	\$ 1,993,306.00	\$ 1,999,021.40	\$ 5,715.40	3136G3ST3	3/7/2019	6/30/2021	1.50	2.54590	12/30/2019	\$ 82.19
Federal National Mortgage Assn. Bond	\$ 3,000,000.00	\$ 3,000,000.00	\$ 3,009,720.00	\$ 3,003,969.00	\$ (5,751.00)	3136G4TU7	3/7/2019	2/14/2022	2.70	2.69890	9/7/2019	\$ 25,520.55
Federal National Mortgage Assn. Bond	\$ 2,500,000.00	\$ 2,515,200.00	\$ 2,518,317.50	\$ 2,518,051.75	\$ (265.75)	3135G0T45	9/26/2019	4/5/2022	1.88	1.62817	10/5/2019	\$ 11,172.95
Federal National Mortgage Assn. Bond	\$ 1,000,000.00	\$ 993,530.00	\$ 993,530.00	\$ 993,208.40	\$ (321.60)	3135G0W33	12/30/2019	9/6/2022	1.38	1.62	12/30/2019	\$ 37.67
Federal National Mortgage Assn. Bond	\$ 1,000,000.00	\$ 1,008,870.00	\$ 1,008,870.00	\$ 1,010,539.80	\$ 1,669.80	3136G0X30	11/14/2019	10/25/2022	2.00	1.69010	11/14/2019	\$ 2,575.34
Federal National Mortgage Assn. Bond	\$ 1,000,000.00	\$ 1,000,000.00	\$ 1,000,000.00	\$ 999,598.00	\$ (402.00)	3135G0W74	10/31/2019	10/28/2022	1.80	1.79993	10/31/2019	\$ 3,008.22
U S Treasury Bond	\$ 2,000,000.00	\$ 2,013,828.13	\$ 2,013,182.00	\$ 2,011,837.20	\$ (1,344.80)	912828NT3	9/26/2019	8/15/2020	2.63	1.83339	9/26/2019	\$ 13,808.22
U S Treasury Bond	\$ 3,000,000.00	\$ 2,992,740.00	\$ 2,992,740.00	\$ 2,991,577.80	\$ (1,162.20)	912828N89	12/30/2019	1/31/2021	1.38	1.60010	12/30/2019	\$ 113.01
U S Treasury Bond	\$ 5,000,000.00	\$ 5,034,375.00	\$ 5,032,955.00	\$ 5,033,601.00	\$ 646.00	9128283X6	9/26/2019	2/15/2021	2.25	1.74511	9/26/2019	\$ 29,589.04
U S Treasury Bond	\$ 3,000,000.00	\$ 3,021,210.93	\$ 3,021,210.93	\$ 3,020,160.60	\$ (1,050.33)	9128283X6	12/30/2019	2/15/2021	2.25	1.61500	12/30/2019	\$ 184.93
U S Treasury Bond	\$ 2,000,000.00	\$ 2,015,781.26	\$ 2,015,781.26	\$ 2,015,160.60	\$ (620.66)	912828C57	12/30/2019	3/31/2021	2.25	1.61000	12/30/2019	\$ 123.29
U S Treasury Bond	\$ 2,000,000.00	\$ 1,978,203.13	\$ 1,980,156.00	\$ 1,986,256.40	\$ 6,100.40	912828S27	9/20/2019	6/30/2021	1.13	1.75000	12/30/2019	\$ 61.64
U S Treasury Bond	\$ 2,000,000.00	\$ 1,984,843.76	\$ 1,984,843.76	\$ 1,985,239.00	\$ 395.24	912828S76	12/30/2019	7/31/2021	1.13	1.61000	12/30/2019	\$ 61.64
U S Treasury Bond	\$ 2,000,000.00	\$ 2,017,500.00	\$ 2,016,132.00	\$ 2,016,613.60	\$ 481.60	912828RC6	9/26/2019	8/15/2021	2.13	1.65140	9/26/2019	\$ 11,178.08
U S Treasury Bond	\$ 2,000,000.00	\$ 1,977,000.00	\$ 1,979,784.00	\$ 1,984,531.20	\$ 4,747.20	9128282F6	9/13/2019	8/31/2021	1.13	1.72290	9/13/2019	\$ 6,719.18
U S Treasury Bond	\$ 2,000,000.00	\$ 2,012,421.87	\$ 2,016,250.00	\$ 2,016,012.20	\$ (237.80)	912828U81	9/20/2019	12/31/2021	2.00	1.72000	12/31/2019	\$ -
U S Treasury Bond	\$ 2,000,000.00	\$ 2,016,000.00	\$ 2,018,280.00	\$ 2,016,724.60	\$ (1,555.40)	912828SF8	9/13/2019	2/15/2022	2.00	1.66130	9/13/2019	\$ 11,945.21
U S Treasury Bond	\$ 3,500,000.00	\$ 3,531,171.87	\$ 3,526,453.00	\$ 3,524,901.10	\$ (1,551.90)	9128282P4	9/26/2019	7/31/2022	1.88	1.55350	9/26/2019	\$ 17,260.27
U S Treasury Bond	\$ 2,000,000.00	\$ 1,991,400.00	\$ 1,995,468.00	\$ 1,995,631.00	\$ 163.00	912828YA2	9/13/2019	8/15/2022	1.50	1.65120	9/13/2019	\$ 8,958.90

Sub-Total \$ 239,165,000.00 \$ 238,970,126.37 \$ 239,748,282.85 \$ 239,799,614.22 \$ 51,331.37 \$ 1,167,843.14  
\$ (829,487.85)

TexPool 72,190,513.12

\$ 11,508,807.77  
\$ 72,190,513.12  
\$ 322,864,320.89