

SHEET LIST	
SHEET NO.	SHEET NAME
A-0.00	Cover
A-0.10	Site Plan
A-1.00	Foundation Plan
A-2.10	1st Floor Plan
A-2.20	2nd Floor Plan
A-2.30	Roof Plan
A-3.00	Elevations
A-3.10	Elevations
A-5.00	Interior Elevations
E-2.10	1st Floor Electrical Plan
E-2.20	2nd Floor Electrical Plan

© 2024 MILLERCAD

MCAD

MILLERCAD
CUSTOM HOME DESIGNS
469.323.6368
millercad@att.net
Design / Site Plans / Remodels
3D Renderings / & Brochures

MillerCAD assumes no liability
for any structure built from these plans.
Before construction, The purchaser,
builder, or contractor must verify all
dimensions, verify compliance with all
building codes, and incorporate site
conditions. Only a qualified designer,
architect, or structural engineer should
be permitted to alter these plans,
with written release of MillerCAD

PROJECT INFO

Project Name:
Norfleet

Project Address:
Holy Grail Drive

PROJECT STATUS

#	Description	Date
1	Preliminary Drawing	02/26/2024
2	Revised Preliminary Drawing	05/25/2024
3	HOA Review	06/08/2024

SHEET INFO

Drawing Description:
Cover

Project Number | Project Number

Drawing No.
A-0.00

Scale:

DATE & TIME STAMP: 6/29/2024 10:32:37 AM

SITE PLAN NOTES
TYPICAL SITE PLAN NOTES HERE...

LEGEND

These standard symbols will be found in the drawing.

- BOUNDARY LINE
- EASEMENT LINE
- BUILDING SETBACK LINE
- WROUGHT IRON FENCE
- WOOD FENCE
- FOUND "X" ON CONCRETE
- CALCULATED POINT
- FOUND IRON ROD
- TELEPHONE PEDESTAL
- GAS METER
- SEWER CLEANOUT
- (PLAT) RECORDED ON PLAT
- (F.M.) FIELD MEASURED

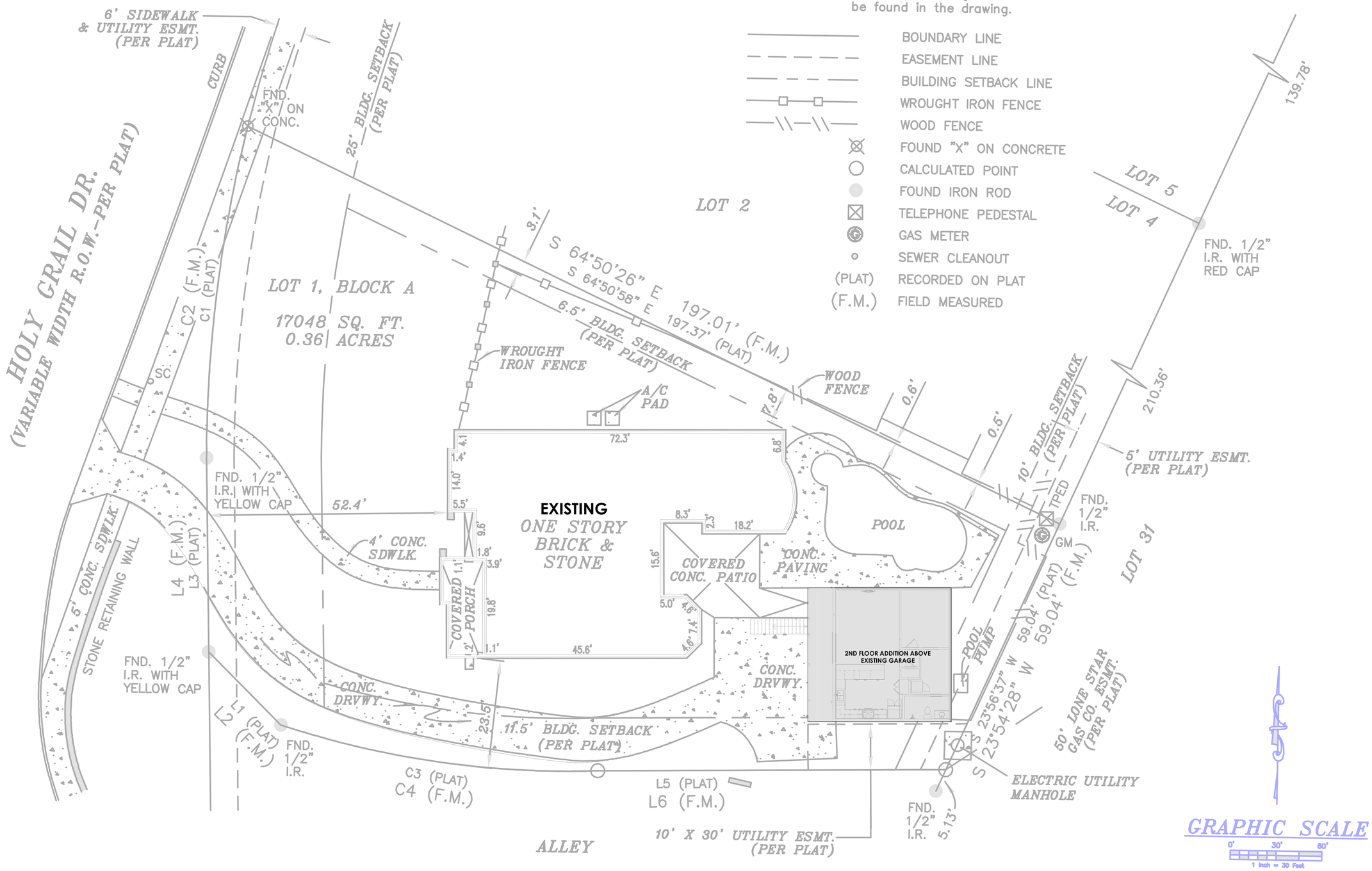

© 2024 MILLERCAD

MCAD

MILLERCAD
CUSTOM HOME DESIGNS
469.323.6368
millercad@att.net
Design / Site Plans / Remodels
3D Renderings / & Brochures

MillerCAD assumes no liability for any structure built from these plans. Before construction, The purchaser, builder, or contractor must verify all dimensions, verify compliance with all building codes, and incorporate site conditions. Only a qualified designer, architect, or structural engineer should be permitted to alter these plans, with written release of MillerCAD

PROJECT INFO

Project Name: Norfleet

Project Address: Holy Grail Drive

PROJECT STATUS

#	Description	Date
1	Preliminary Drawing	02/26/2024
2	Revised Preliminary Drawing	05/25/2024
3	HOA Review	06/08/2024

SHEET INFO

Drawing Description:
Site Plan

Project Number | Project Number

Drawing No.
A-0.10

Scale: 1" = 10'-0"

DATE & TIME STAMP: 6/29/2024 10:32:40 AM

FLOOR PLAN NOTES
TYPICAL FLOOR PLAN NOTES HERE...

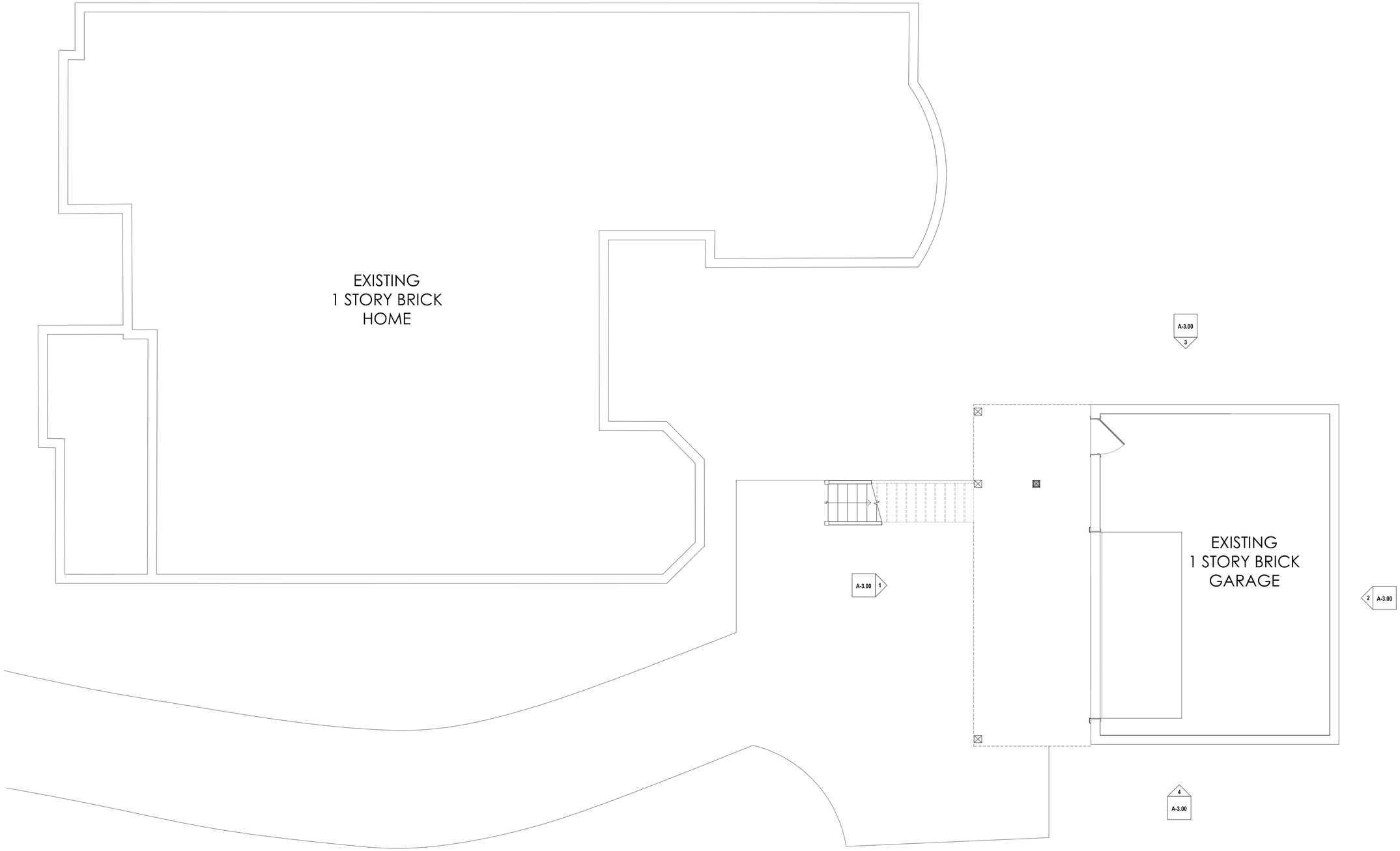

© 2024 MILLERCAD

MCAD

MILLERCAD
CUSTOM HOME DESIGNS
469.323.6368
millercad@att.net
Design / Site Plans / Remodels
3D Renderings / & Brochures

MillerCAD assumes no liability for any structure built from these plans. Before construction, The purchaser, builder, or contractor must verify all dimensions, verify compliance with all building codes, and incorporate site conditions. Only a qualified designer, architect, or structural engineer should be permitted to alter these plans, with written release of MillerCAD

PROJECT INFO

Project Name:
Norfleet

Project Address:
Holy Grail Drive

PROJECT STATUS

#	Description	Date
3	HOA Review	06/08/2024

SHEET INFO

Drawing Description:
1st Floor Plan

Project Number — Project Number

Drawing No.
A-2.10

Scale: 1/4" = 1'-0"

DATE & TIME STAMP: 6/29/2024 10:32:40 AM

FLOOR PLAN NOTES
TYPICAL FLOOR PLAN NOTES HERE...

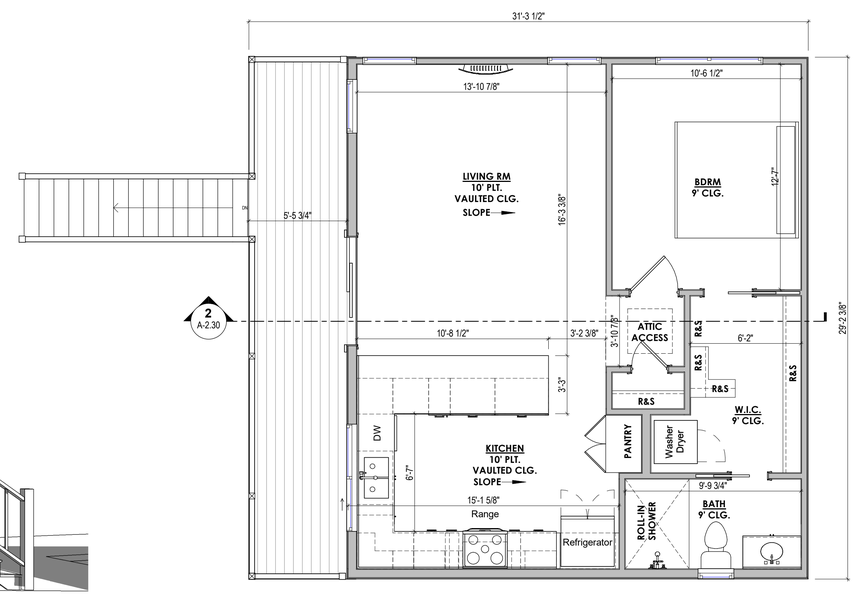

© 2024 MILLERCAD

MCAD

MILLERCAD
CUSTOM HOME DESIGNS
469.323.6368
millercad@att.net
Design / Site Plans / Remodels
3D Renderings / & Brochures

MillerCAD assumes no liability for any structure built from these plans. Before construction, The purchaser, builder, or contractor must verify all dimensions, verify compliance with all building codes, and incorporate site conditions. Only a qualified designer, architect, or structural engineer should be permitted to alter these plans, with written release of MillerCAD

PROJECT INFO

Project Name:
Norfleet

Project Address:
Holy Grail Drive

PROJECT STATUS

#	Description	Date
1	Preliminary Drawing	02/26/2024
2	Revised Preliminary Drawing	05/25/2024
3	HOA Review	06/08/2024

SHEET INFO

Drawing Description:
2nd Floor Plan

Project Number — Project Number

Drawing No.
A-2.20

Scale: 1/4" = 1'-0"

DATE & TIME STAMP: 6/29/2024 10:32:50 AM

ROOF PLAN NOTES
TYPICAL ROOF PLAN NOTES
HERE...

2 A-2.30 **Section 2**
1/4" = 1'-0"

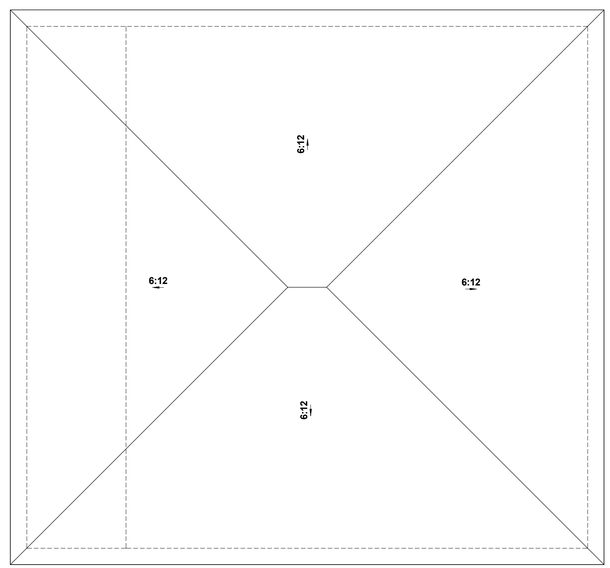

ROOF MATERIAL TO MATCH
EXISTING 1 STORY BRICK HOME

1 A-2.30 **Roof Plan**
1/4" = 1'-0"

© 2024 MILLERCAD

MCAD

MILLERCAD
CUSTOM HOME DESIGNS
469.323.6368
millercad@att.net
Design / Site Plans / Remodels
3D Renderings / & Brochures

MillerCAD assumes no liability
for any structure built from these plans.
Before construction, The purchaser,
builder, or contractor must verify all
dimensions, verify compliance with all
building codes, and incorporate site
conditions. Only a qualified designer,
architect, or structural engineer should
be permitted to alter these plans,
with written release of MillerCAD

PROJECT INFO

Project Name:
Norfleet

Project Address:
Holy Grail Drive

PROJECT STATUS

#	Description	Date
1	Preliminary Drawing	02/26/2024
2	Revised Preliminary Drawing	05/25/2024
3	HOA Review	06/08/2024

SHEET INFO

Drawing Description:
Roof Plan

Project Number — Project Number

Drawing No.
A-2.30

Scale: 1/4" = 1'-0"

DATE & TIME STAMP: 6/29/2024 10:32:51 AM

ELEVATION NOTES
TYPICAL ELEVATION NOTES
HERE...

1 FRONT VIEW
A-3.00 1/4" = 1'-0"

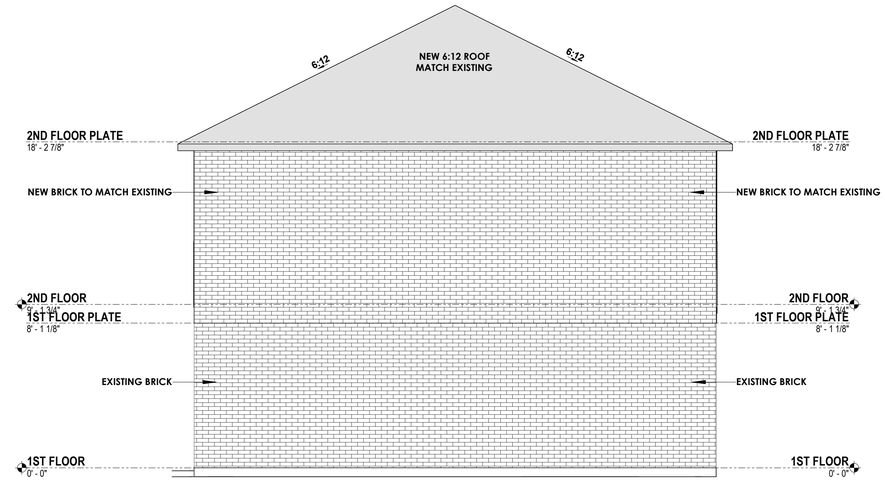

2 REAR VIEW
A-3.00 1/4" = 1'-0"

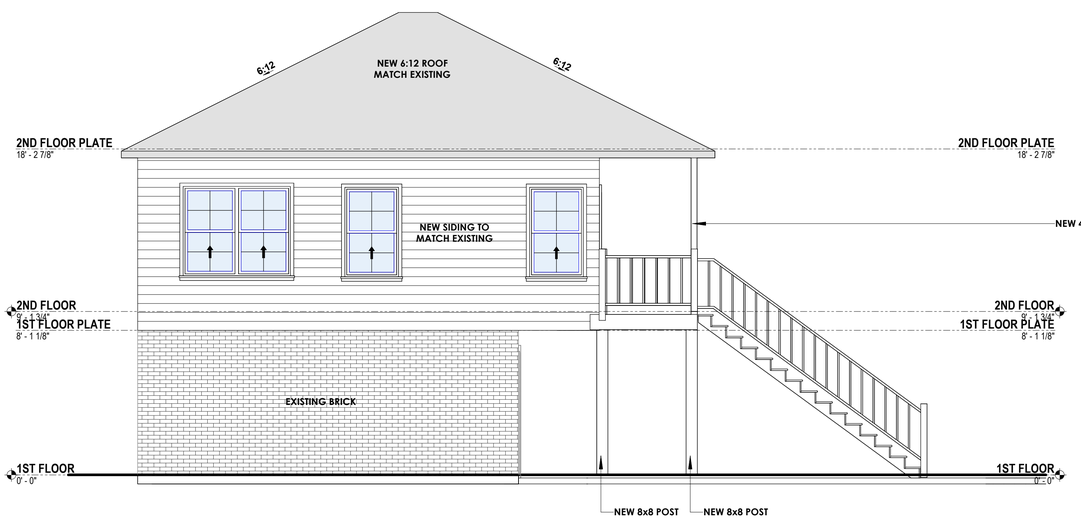

3 LEFT VIEW
A-3.00 1/4" = 1'-0"

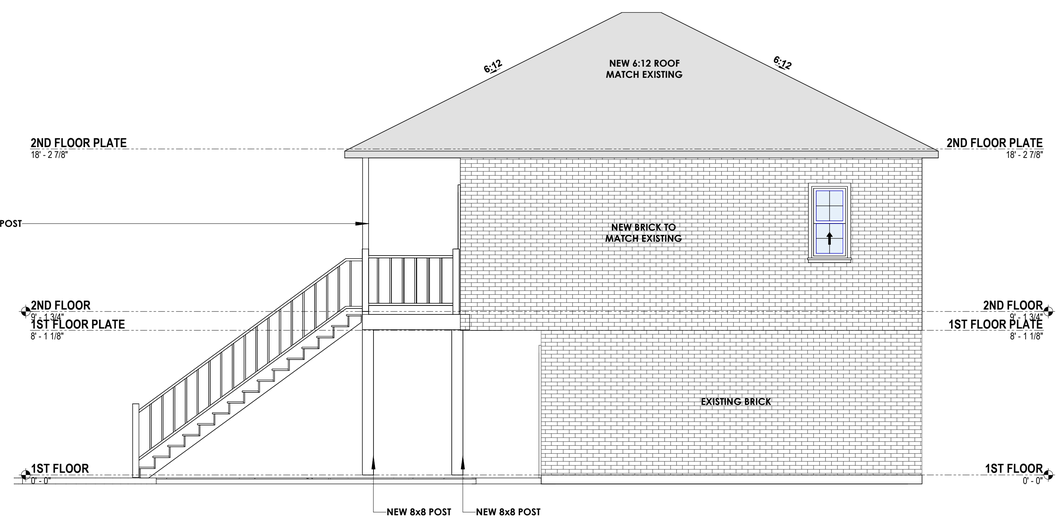

4 RIGHT VIEW
A-3.00 1/4" = 1'-0"

© 2024 MILLERCAD

MCAD

MILLERCAD
CUSTOM HOME DESIGNS
469.323.6368
millercad@att.net
Design / Site Plans / Remodels
3D Renderings / & Brochures

MillerCAD assumes no liability
for any structure built from these plans.
Before construction, The purchaser,
builder, or contractor must verify all
dimensions, verify compliance with all
building codes, and incorporate site
conditions. Only a qualified designer,
architect, or structural engineer should
be permitted to alter these plans,
with written release of MillerCAD

PROJECT INFO

Project Name:
Norfleet

Project Address:
Holy Grail Drive

PROJECT STATUS

#	Description	Date
3	HOA Review	06/08/2024

SHEET INFO

Drawing Description:
Elevations

Project Number | Project Number

Drawing No.
A-3.00

Scale: 1/4" = 1'-0"

DATE & TIME STAMP: 6/29/2024 10:32:52 AM