


Lead and Copper Rule Revisions

City Council Workshop
September 9, 2024



Outline

- Historical Rule Overview
 - Lewisville's Sampling
 - What is New with LCRR?
 - Timeline
 - LCRI Speculation
 - School & Child Care Sampling
-

Historical Overview of the Lead and Copper Rule

- Original Lead and Copper Rule established by the EPA in 1991
- Lead and Copper Rule Revisions promulgated in 2021, effective October 16, 2024
 - In response to Flint, Michigan
 - No safe amount of lead in drinking water
- Overarching Goal: GET THE LEAD OUT!
- Future Regulations
 - LCRI go into effect in 2027
 - PFAS regulations go into effect in 2027



Lewisville's Historical LCR Sampling

Reduce Your Exposure To Lead



Use only cold water for drinking, cooking and making baby formula. *Boiling water does not remove lead from water.*



Regularly clean your faucet's screen (also known as an aerator).



Consider using a water filter certified to remove lead and know when it's time to replace the filter.



Before drinking, flush your pipes by running your tap, taking a shower, doing laundry or a load of dishes.

To find out for certain if you have lead in drinking water, **have your water tested.**

Replace Your Lead Service Line



Water systems are required to replace lead service lines if a water system cannot meet EPA's Lead Action Level through optimized corrosion control treatment.

Replacement of the lead service line is often the responsibility of both the utility and homeowner.

Homeowners can contact their water system to learn about how to remove the lead service line.

Identify Other Lead Sources In Your Home

Lead in homes can also come from sources other than water. If you live in a home built before 1978, you may want to have your paint tested for lead. **Consider contacting your doctor to have your children tested if you are concerned about lead exposure.**

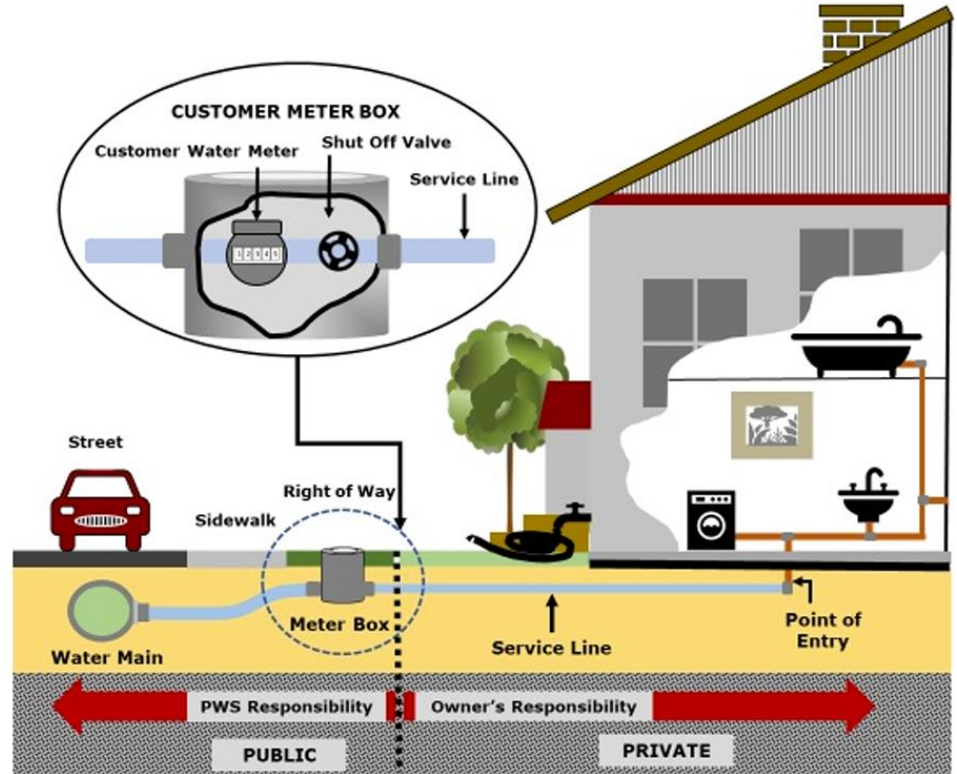


For more information, visit: [epa.gov/safewater](https://www.epa.gov/safewater)

- Testing houses every 3 years since 1993
- In the 365 homeowner samples collected since 2005, only one has ever exceeded the action level of 0.015 mg/L
- Never had a violation for lead or copper sampling
- Currently on reduced monitoring = 50 samples every 3 years.

What's New with LCRR?

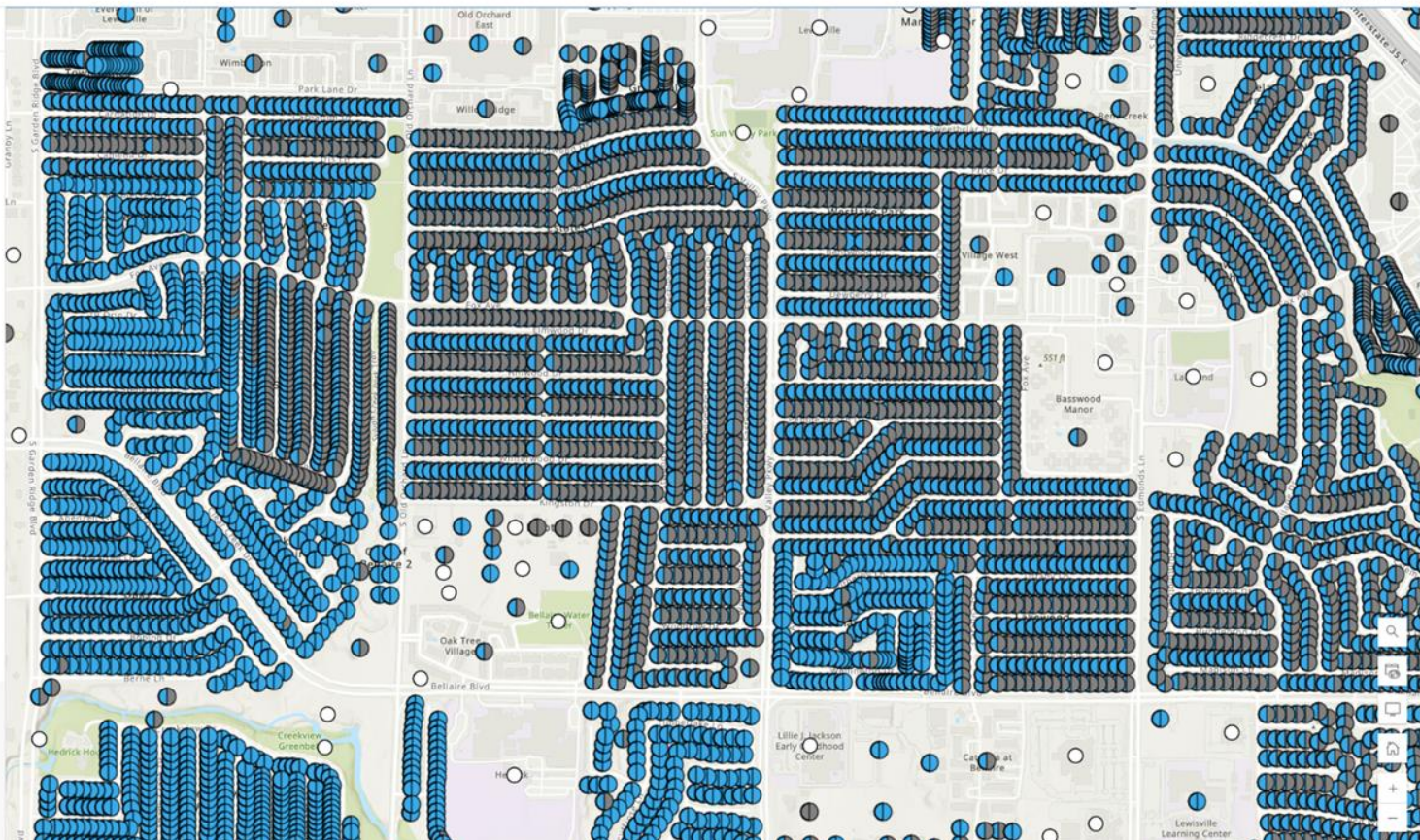
- Lead Service Line Inventory
 - All service lines must be inventoried with the material type on both the public and private side of the meter
 - Non-Lead
 - Lead
 - Galvanized Requiring Replacement
 - Unknown
 - Public facing map on website
- Public notice to all residents with lead, GRR, or unknown within 30 days of inventory posting
- 24-hour notice of any action level exceedances



Legend

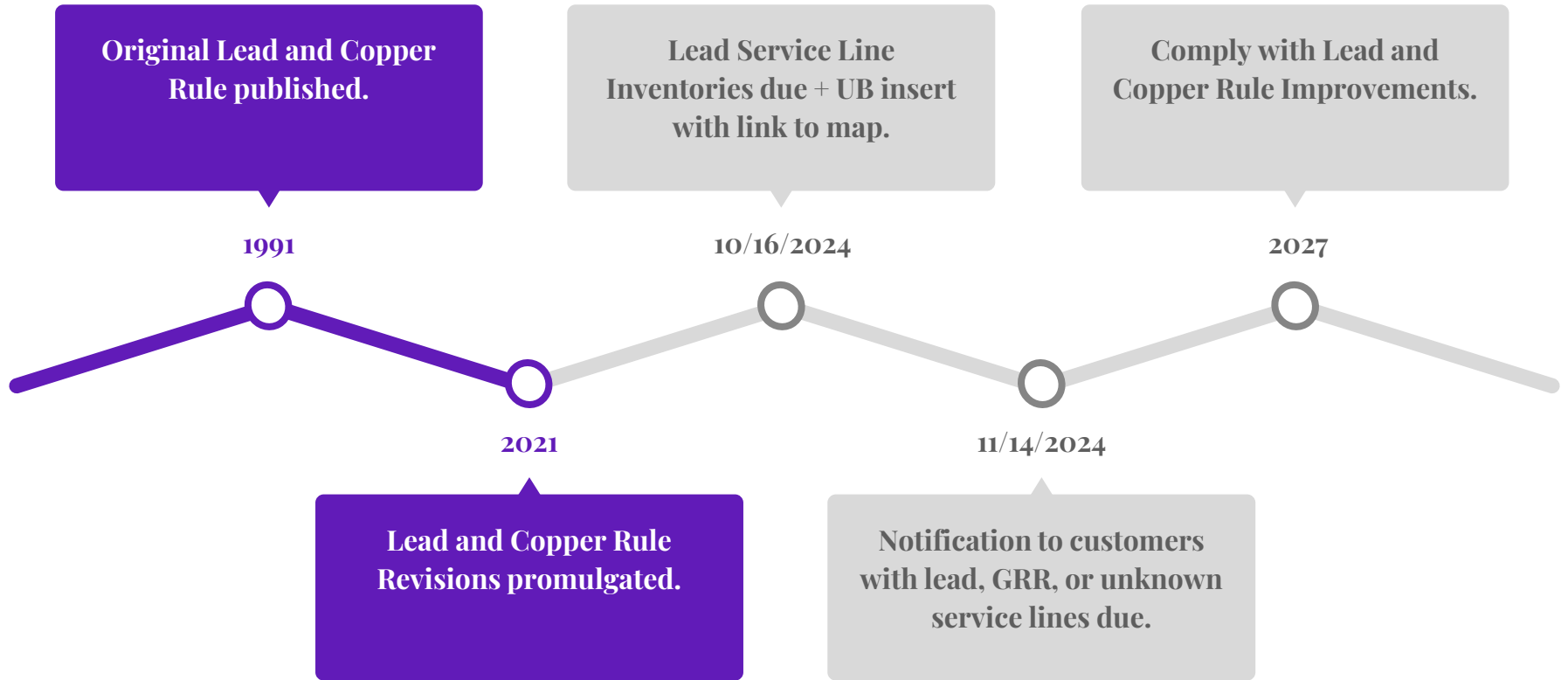
Service Line - Public/Private

- Lead | Lead
- Lead | Galvanized Requiring Replacement
- Lead | Non-Lead
- Lead | Unknown
- Galvanized Requiring Replacement | Lead
- Galvanized Requiring Replacement | Galvanized Requiring Replacement
- Galvanized Requiring Replacement | Non-Lead
- Galvanized Requiring Replacement | Unknown
- Non-Lead | Lead
- Non-Lead | Galvanized Requiring Replacement
- Non-Lead | Non-Lead
- Non-Lead | Unknown
- Unknown | Lead
- Unknown | Galvanized Requiring Replacement
- Unknown | Non-Lead
- Unknown | Unknown
- Other



Notice to Residents after 10.16.2024

- Residents with unknown service lines will receive a letter from us within 30 days after the 10.16.2024 compliance deadline
- Notice will include language that an unknown line *might* be lead
- Information on how to identify service line material
- Information on the health effects of lead
- Steps to reduce lead in drinking water
- And how to get your child tested to determining lead levels in their blood
- City is working with contractor during AMI swap to determine unknown services



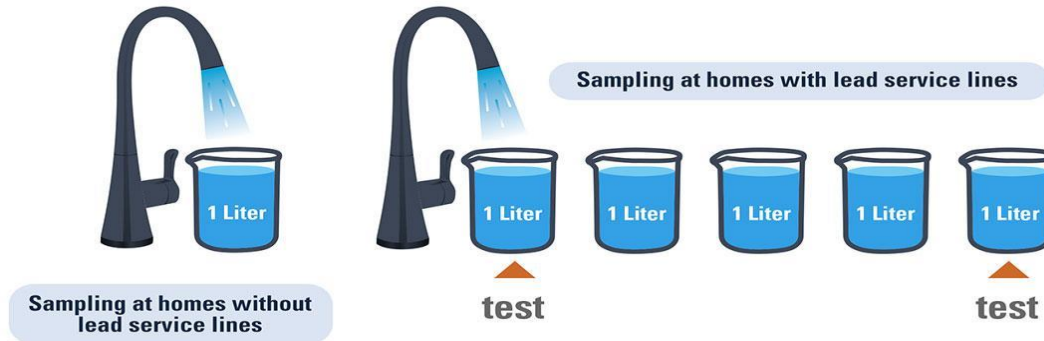
Lead and Copper Rule Improvements

What we know:

- School and daycare/childcare testing
- Lowering lead action level to 0.010 mg/L
- 100% removal of lead & galvanized requiring replacement lines within 10 years
- Improved public education requirements
 - Includes content and frequency

What might be included:

- Updated inventory to include all goosenecks and connectors
- Inventory validation of % of non-lead lines
- Improved tap sampling with 1st & 5th liter samples
- Follow-up sampling on samples above 0.010 mg/L





[Home](#) / [Drinking Water](#) / [Voluntary Lead Testing: School and Child Care Drinking Water](#)

Questions or Comments:
ltsc@tceq.texas.gov

Voluntary Lead Testing in School and Child Care Drinking Water

TCEQ is offering a free statewide program to help eligible participants conduct voluntary sampling and analysis for lead in drinking water at their schools and child care facilities.

Reducing Children's Exposure to Lead in Drinking Water

Sampling and laboratory testing are the only way to determine if lead is present in a school or child care facility's drinking water.

The free Lead Testing in School and Child Care Program trains participants to collect samples, tests their drinking water for lead, and helps them take action to reduce lead in drinking water.

NEW Facilities that complete sampling and detect lead can be provided with free pitcher filters that are certified to remove lead.

 [Subscribe Here](#) to receive email updates on program activities.



Contact Us Today!

We are here to answer questions you have about enrolling or participating in the program. Please contact us at: info@txleadtesting.org or (737) 276-1987

[Enroll in the Program!](#)

We can help you enroll one or multiple facilities. Please reach out to us if you have any questions. [Enrollment Form \(Spanish Version\)](#)

[View Sample Results](#)

Access the public results portal where you can view and download sample results.

[Nominate a Facility](#)

Parents and community members can show their support by nominating a facility. Nominated facilities are contacted and encouraged to enroll in the program.

[Meet with us](#)

Schedule a meeting with our team to learn more about participating in the program.

Questions?

